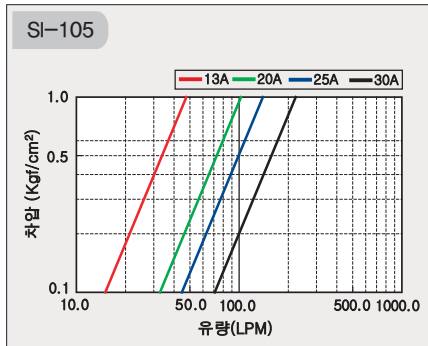
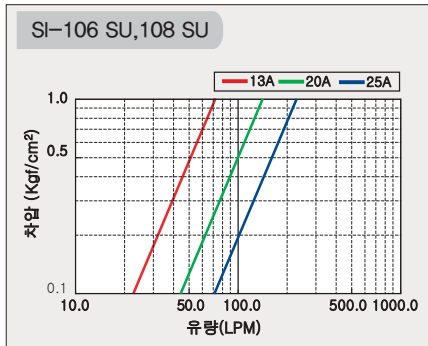
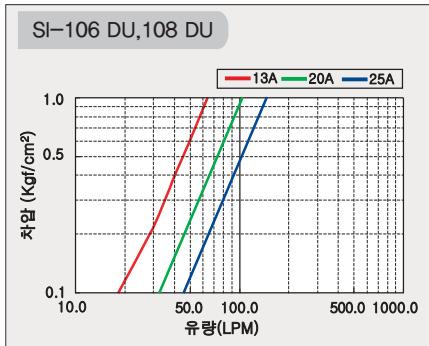


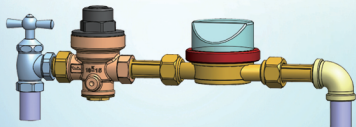
수도용 역류방지밸브 참고자료

유량특성곡선

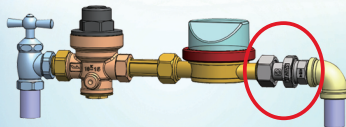


배관 설치

종전 설치 예



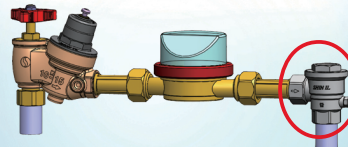
수도용역류방지밸브 설치 예



일자형 (단일식, 이중식)



수도용역류방지밸브 설치 예



앵글형 (단일식)